

ISCEV Newsletter 2011



From the President



Dear ISCEV friends:

This will be my last Presidential message after serving ISCEV for eight years. It was an honour to hold this office, and a pleasure – most of the time. While trying to live up to your and to my own expectations, I learned much more than I had ever anticipated. Thank you for putting your trust in me! I am very proud of it. Yet I find it easy to step back into rank and file: Now I can voice my opinion again without having to consider diplomacy or the need to mollify those with too conflicting ideas. :-)

A challenging goal for ISCEV is to reduce the cost of our symposia. We do not want to turn into a society where only the wealthy or well-funded members can attend – especially as electrophysiological expertise creates only finite wealth. Low costs allow young colleagues to participate, to breathe the ISCEV family spirit and to carry on the torch, if caught by the spark. I dream that future organisers will compete by having a less costly symposium compared to the previous one, rather than a grander one. Colin Barber stepped forward with ideas on this; he now chairs the task force “the future of ISCEV symposia” which has already incorporated your input; more is welcome.

Regarding the succession procedure we had an interesting formal problem this time; it may interest you as example of what is happening “behind the curtains”: For the orderly election of the future ISCEV President I had appointed a nominating committee in line with ISCEV custom. This normally comprises the three regional vice-presidents, but since the V-P for the Americas had announced his intention to stand for election, a comparably senior and experienced member from the Americas substituted him. Thus the committee comprised Colin Barber (Europe/Africa), Richard Weleber (Americas) and Shuichi Yamamoto (Australasia) with Colin (senior V-P) as chair. The committee came up with an excellent slate of candidates and I thank them for their careful work. More candidates may be nominated from the floor at the membership meeting. So far, the following members have been nominated and indicated their willingness to stand: Mitch Brigell, Graham Holder, Daphne McCulloch, Pierre Lachapelle, and Patrizia Tormene. You may have noticed that one of these candidates is currently Secretary-general, and thus the bye-laws lead us into an interesting problem <iscev.org/varia/bylaws.html>:

• According to Article XII-2c the current Secretary-general must immediately inform the President and resign the existing office, effective from 1 January 2012. (I have appointed Colin Barber as acting Secretary-general in matters pertaining to the presidential succession.)

• According to Article XII-5 the President-elect nominates one or more candidates for Secretary-general. One of these is appointed by the Board after due discussion, the decision to be ratified by the membership within the following year.

• According to Article XII-6 the office of the Secretary-general is staggered by one year with respect to the president’s term, to ensure optimal overlap of knowledge. However, this year the staggering is not possible because our current Secretary-general will not be in office when the new president takes over so we would be without a Secretary-general!

To solve this in the spirit of the bye-laws, the Board unanimously agreed to the following procedure: Since delayed ratification of a Secretary-general is not possible, it shall occur together with election. The candidates for the office of ISCEV President will also present their choice of Secretary-general when presenting their candidacy to the membership. In a manner of speaking, the vote – in Québec and later in the mail ballot – will thus be for a “two-person package”. Thus I am certain we will achieve a smooth transition and have an elected President and with his or her ratified Secretary-general in place at the beginning of 2012.

Leaving the topic of new ISCEV leadership and looking back at the last year, I recollect a wonderful meeting in Perth, organised expertly and warmly by Enid Chelva and her team. Our journal *Documenta Ophthalmologica* saw many important contributions, among them the most recent incarnation of the ERG standard in January. The impact factor of the journal rose markedly to 2.19. Yes, I also find the worship of the impact factor blinkered and detrimental for real scientific progress. But it carries such importance for the careers especially of our younger colleagues. Our Editor, Laura Frishman, deserves our thanks for the beautiful development of our journal and you'll read more on this in her own newsletter contribution.

When I cast my mind further back I am happy to see that the ISCEV family spirit remains strong. At international and national symposia and meetings I always enjoyed the friendly atmosphere, so conducive to learning, not avoiding challenging critique where appropriate – in a cooperative spirit. Sometimes I'm actually surprised at the degree our field is thriving, judging from the filled-up electrophysiological courses both internationally and nationally. Interest may be high, but remuneration remains low in many health care systems – clearly a problem for the international growth of our field.

My motto was: stand out and reach out. This requires continuous effort: attempting to live up to the highest standards in our chosen profession, and reaching out by acquiring some expertise in related fields – in collaboration an overlap of expertise is mandatory. Genetics, imaging, and disease models come to mind immediately. The future will hold interesting surprises, and I feel that ISCEV is on a good course to deal with whatever will come our way.

*Michael Bach, PhD
ISCEV President (2004–2011)*

Contents

1. President's Message
2. Message from the Secretary General
2. The Director of Education
3. The Director of Standards
3. The Editor: *Documenta Ophthalmologica*
4. Americas
4. Europe and Africa
5. Asia & Oceania
6. Minutes of the 2010 ISCEV Meeting
7. Recollections of a Symposium
8. Emiko Adachi Award
9. In Memoriam

10. Eberhard Dodt Memorial Award
11. Upcoming Symposium - Valencia
12. Upcoming Symposium - Chongqing

The ISCEV Newsletter is published yearly on behalf of the ISCEV membership. The Editor this year is David Keating, ISCEV Director of International Communications. It is simultaneously published on the web and on paper. Address of the ISCEV website: WWW.ISCEV.ORG

To improve future newsletters, send your comments to David Keating, d.keating@clinmed.gla.ac.uk

From the Secretary General



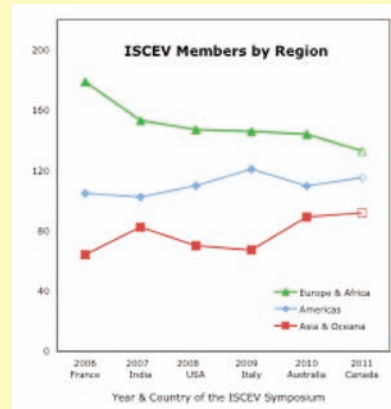
After seven years as Secretary-General, I will step down and 2012 will be a year of change for ISCEV with both a new President and a new Secretary-General. ISCEV has been a remarkably stable society; there have been only six Presidents and only six General-Secretaries in our 54-year history. Our activities have always been centered on our

International Symposium, which has been annual except that we skipped a few of our early years. The total number of ISCEV members too is remarkably stable with no significant trend towards overall growth or loss of ISCEV members over the past 25 years (range for total membership 320-360).

Stability over a long term is always surprising; change is a hallmark of human activity, especially clinical or scientific activity. Factors that could affect the number of ISCEV members are diverse: developments and relevance of testing, population growth, availability of complementary or alternative techniques, medical funding models and many other factors could play a role.

ISCEV is truly international with members in over 40 countries, albeit most of our members live in countries with advanced economies. We have very few members in Africa (currently 2); encouragingly though, we now have eight members in central and south American countries, up from only two in 2006.

The subscription lists for our journal, *Documenta Ophthalmologica*, show significant trends in the overall regional distribution of ISCEV members. Over the years that I have managed the lists, ISCEV has grown



significantly in Asia and Oceania and in the Americas, with a decline in European membership (see chart). (Note that subscription lists differ slightly from the treasurer's lists and that 2011 figures are preliminary). The excellent symposia in India (2006), Western Australia (2010) and

the plans for our 2013 symposium in China have no doubt spurred our Asian membership. In addition, the largest of the national and regional societies for clinical electrophysiology of vision are in Asia; the Japanese, Korean and Chinese societies. I expect the trend towards growth in this region will continue.

ISCEV is a small niche society whose members, lecturers and Board give their time and expertise voluntarily. We can all be very proud of our achievements: International Standards and Guidelines, a strong journal, a helpful discussion list and an enviable succession of International Symposia, and all achieved with the personal touch of our friends and expert colleagues around the world.

My heartfelt thanks to the wonderful ISCEV members, to our Symposium Organisers, and to our Board of Directors, for making my job enjoyable, productive, interesting – firm friendships were launched and re-affirmed along the way. My successors will undoubtedly face new challenges, but I'm sure they will do so with wonderful support and camaraderie from the ISCEV family.

Daphne L. McCulloch Secretary-General of ISCEV

Report of the Director of Education



The ISCEV teaching Course was held last year in association with the excellent meeting hosted by Enid Chelva in Western Australia. The Course was well attended and received excellent feedback. The faculty, which additionally comprised Drs Bach, Hogg, Kellner, Poloschek and Thompson, are thanked for their time and energy and are congratulated for

the quality of their contributions. Enid and her willing team are thanked for the excellent local organisation, and thanks are also extended to the equipment companies for kindly donating their time and energy to assist with the practical sessions. Natalie Doran is particularly thanked for volunteering to be the subject during the demonstrations; if only every patient were able to apply their own electrodes with the skill of Natalie!

At the time of writing we are eagerly awaiting the forthcoming ISCEV meeting in Canada which will be hosted by Pierre Lachapelle. The traditional ISCEV Course will take place with a faculty of Drs Bach, Hogg, Holder, Hood, Kellner, and Thompson. Marc Hebert is the local Course co-ordinator and he is thanked for his invaluable assistance during the preparations for the Course.

The annual Moorfields Course took place in March and was fully subscribed. The faculty included ISCEV Members Drs Arden, Audo, Hogg, Heckenlively, Holder, Leroy, Neveu, Niemeyer, Robson (AG), and Thompson.

A short Course was run at Euretina (Holder, Leroy) and was deemed successful by the participants.


There was also a Course on Paediatric Electrophysiology, organised by Jelka Brecej, at the SOE meeting in Geneva, with additional contributions from Drs Hamilton, Holder, Lorenz and Thompson. As this writer is a member of the scientific program committee for the next SOE meeting in Copenhagen in 2013, I think we can anticipate at least one electrophysiology Course to feature at that meeting.

A German language Course will take place in October with a faculty of Drs Bach, Lapp, Ruether and Kellner. The faculty for last year's Course, which took place in September, consisted of Drs Bach, Lapp, Renner and Kellner.

ISCEV Members intending to run "ISCEV Approved" Courses are again reminded that they should forward details of Course content and faculty to the Director of Education for approval. Only then can details be published on the ISCEV web-site.

*Prof. Graham E Holder
Director of Education
August 2011*

Report of the Director of Standards



The revised EOG Standard was published early this year, and EOG users are urged to review it. The basic technique did not change, but the document was reorganized for easier reading. Both the mfERG and PERG documents are due for revision. The PERG is still under review, but the mfERG committee (headed by Don Hood) has completed an extensive

revision which has already been put on the ISCEV website [see WIKI] for member consideration.

The mfERG document has been an impressive effort by Don, because the parameters of mfERG testing are linked to each manufacturer's equipment and cannot be "standardized" in the same way as other tests. There are different systems for stimulating the eye, with stimulus arrays of varying size, and a variety of paradigms for presenting the data, filtering artifacts, averaging responses, etc. The new document, which we propose as a new ISCEV Standard to replace the existing mfERG guidelines, recognizes this diversity and distills out the aspects of mfERG testing which should be constant and should be standardized if results are to be comparable world-wide. The

mfERG is widely used across the world, so that having standards for data acquisition and reporting are important.

At the ISCEV Symposium in Quebec we will discuss this proposed revision, prior to the Business Meeting at which our Standards are voted upon. Two drafts of the new document have been circulated ahead of the Symposium for comments from the membership. We hope that many members will attend the symposium for final discussions. We will also announce the approval of a committee to develop an Extended Protocol for measuring visual acuity with the VEP.

The Extended Protocols represent a new level of ISCEV document, intended to develop guidelines for less common procedures. These protocols should meld experience from labs around the world, to distill a core procedure that aids new users in performing the tests, and established groups in finding common methodology for collaborative research. A number of ideas were voiced in Perth, but only the VEP Acuity threshold protocol has been submitted as a formal proposal to go. We aim to develop useful protocols for other tests such as S-cone ERG, PhNR, on-off responses and stimulus response curves, just to mention a few.

Hope to see you all in Quebec.

*Michael Marmor, MD
Director of Standards*

The Editor: Documenta Ophthalmologica

This annual report for *Documenta Ophthalmologica*, documents the strengths, and weaknesses of our Society's journal. We are in the sixth year of having a strong and responsive publisher, Springer, and benefitting from the ever-improving web-based "Editorial Manager™" for submission and review of papers. The six regular issues per year are being published on time, as well as an additional issue, only online, for annual meeting abstracts. The journal does not impose page charges and has free color illustrations, even in the hard copy, not a policy for many other journals. There also is open access for all ISCEV Standards, Guidelines and Procedures that appear in regular issues. The main weakness remains: the submission rate is dangerously low! The year is entering the last quarter, and as of Aug. 24, 2011, there have only been 72 submissions. We also have had no proposals for special issues this year.

The Editorial Board and Associate Editors, Bach, Kondo and Brodie work hard to maintain and improve the quality of the journal. The Case Report section, edited by Brodie continues to provide a valuable venue for interesting clinical observations. Many members give generously of their time in reviewing manuscripts. Diana Epstein of Di-Ep Biomedical Editorial Services Doc-oph@di-ep.com keeps the online submission and review process running smoothly.

Special issues: Special issues on timely subjects with original research and reviews from prominent investigators elevate the stature of the journal. Please consider proposing a special issue in your area of expertise. It has been more than a year since the last special issue, and there are no special issues in the pipeline. With efficient handling of papers, invited contributors, previously unfamiliar with the journal, will be impressed with our ability to review and bring their papers to publication in a timely manner.

Logistics: Accepted papers are being published online as soon as corrected proofs are ready, which generally occurs within two to three weeks after the final editorial decision.

The Editorial Manager TM is now alerting referees a week prior to the due date for their reviews. This improved turnaround time benefits the authors, the readers, and the journal. A faster timeline to publication helps our impact factor which enjoyed a further increase in 2010 to 2.187, eclipsing the dramatic rise in 2009 to 1.837. By this metric, *Documenta Ophthalmologica* now ranks in the upper third of Ophthalmology journals. It is crucial that we all cite, both in our journal and others in which we publish, the most recent versions of the ISCEV Standards Guidelines and Procedures, as well as other new papers that appear in the journal. Cognizant authors, reviewers and editors can help with this. Please take a few minutes to replace prior publications of ISCEV Standards in your reference managers with the newest ones. For example, the updated "ISCEV standard for clinical electro-oculography" appeared in the first issue of 2011. The "ISCEV standard for clinical visual evoked potentials" was published in the first issue in 2010, and the "ISCEV standard for clinical electroretinography" appeared in 2009. The impact factor for a given year is based upon citation of papers published in the prior two years. Therefore citation of all three of these papers will contribute to the 2011 impact factor. The first issue of 2012 will include the updated "ISCEV standard for clinical multifocal electroretinography".

Call for papers: Far too few papers that are worthy of publication are being submitted to the journal, particularly in the Original Research and Technical Note categories. It is up to you to provide the journal strong papers. Technical notes can provide the research community with unique resources. Functional assessments using electrodiagnostic techniques are a mainstay of vision research, and our journal should be the home for the definitive technical papers. Members of ISCEV are encouraged to publish at least one paper a year in *Documenta Ophthalmologica*. The web address to use for submissions is: <https://www.editorialmanager.com/door/>.

*Laura J. Frishman, PhD
Editor-in-Chief, Documenta Ophthalmologica*

Americas



ISCEV activities in the Americas have centered around our annual meeting associated with the ARVO meeting in Florida and preparations to host the international symposium in Quebec. The ISCEV@ARVO meeting was held on Saturday, May 1. The

program included 9 presentations from western hemisphere members (2 from Brazil!), 5 from European members, and 2 presentations from Asian members. I would like to thank Mike Marmor and Carol Westall for chairing the sessions and Anne Moskowitz for handling the registration table.

Of course, we are all looking forward to the 49th International symposium to be hosted by Pierre Lachapelle and colleagues in Lac Beauport, Quebec. The organizing committee has done a great job of pulling this meeting together on relatively short notice and I look forward to a rich scientific and cultural experience in Quebec.

The only thing worse than being blind is having sight but no vision. – Helen Keller

*Mitchell Brigell, PhD
Vice-President for the Americas*

Europe and Africa

Not so much to report this year, partly because last year's report covered an extended period and partly because it was an "off year" for a biennial meeting at which ISCEV organises a session. Possibly it is also because there have been meetings of which I am unaware. If so, I should like to apologise to the organisers and remind them that they need to let me know about their meetings if they want me to report them.

The first meeting of the year was the annual SEVE symposium, held on 8th May in conjunction with the SFO congress in Paris. The organiser was Martine Crochet. This year, the SEVE meeting will be held in Quebec City, along with the ISCEV symposium, and many of our Francophone friends will demonstrate their linguistic superiority by participating in the ISCEV symposium also.

The major event for British members was the 8th annual BriSCEV Symposium, ably organised in Belfast NI by Clive Wolsley and his colleagues. Despite the recession, and the fact that many of us had to apply for "overseas" study leave to cross the Irish Sea, attendance figures

were very good. There was again an educational course, which again proved very popular, and this looks set to become a regular feature of the meeting. The topic was "Eyes on the Macula' – Assessing Structure and Function with OCT, PERG and Multifocal ERG". The symposium itself was held in the splendid Grand Opera House in the centre of Belfast and we were treated to an interesting selection of papers and posters, plus two excellent invited lectures from local experts. Mr Colin Willoughby, (Senior Lecturer, Centre for Vision and Vascular Science, Queen's University & Consultant Ophthalmic Surgeon, Royal Victoria Hospital, Belfast) spoke on "Genetic Diagnosis Demystified", whilst Dr Canice McGivern, (Head of Regional Medical Physics Service, Royal Victoria Hospital, Belfast) regaled us with "The Eyes Have It! Ocular Motor Control and Microcirculation in the Assessment of Neurological and Cardiovascular Disease". Both were very much appreciated. The location of the Grand Opera House lent itself to a fascinating guided walking tour of the historic Belfast city centre, ending in a typical Irish Pub, our spirits undampened by some typical Irish weather along the way!

Many thanks to Clive, and Mary Broadberry and all the others involved, not least the sponsors and exhibitors (Diagnosys LLC, Roland-Consult, SHIL).



As always, there was a strong ISCEV presence at the EVER meeting in early October, held this year in Heraklion on the beautiful island of Crete. There were electrophysiology sessions organized by Graham Holder and Marko Hawlina, plus the ever-popular (sorry!) ISCEV4EVER session which provides a shop window for visual electrophysiology through presentations on a variety of topics by ISCEV members, all of whom I should like to thank. And, as a footnote, I should like to let you know that this year's ISCEV presence at EVER is being organized by Graham Holder, and he will continue to do so in future.

*Prof Colin Barber PhD
Vice-president for Europe & Africa*

Asia and Oceania

The 58th annual meeting of Japanese Society for Clinical Electrophysiology of Vision (JSCEV) was held in Morioka on October 8 and 9, 2010, which was organized by Dr. Shigeaki Machida (Iwate Medical University). About 150 ophthalmologists and researchers attended the meeting. Invited lecture entitled “Genes, Genetics, Gene Therapy and ERGs” was given by Dr Paul A Sieving (NEI/NIH). There were 39 oral presentations including two symposia regarding animal models and electrophysiological evaluation of treatments. At the welcome party, we had a traditional game in Morioka named as “WANKOSOBAs race” in which we compete how much we can eat buckwheat noodles within the limited time, such as 1 minute. At the final, Prof Yamamoto (Chiba Univ.) defeated Prof Horiguchi (Fujita Health Univ.), which brought a triumph on Chiba University. The next JSCEV meeting joins Korean Society for Clinical Electrophysiology of Vision (KSCEV) during November 18-20, 2011 in Seoul, Korea. Details of the joint symposium (J-KSCEV Symposium) can be seen the web site (www.kscev.org).



Drs Horiguchi (right) and Yamamoto (left) put the last spurt for the WANKOSOBAs race final. Dr Yamamoto was checking the opponent during the race.

The 12th Chinese National Academic Congress of Visual Physiology was held at Wenzhou, China on June 9 to 12, 2011 organized by Prof Xiao Lin Liu from Wenzhou Medical University and Prof Zheng Qin Yin from Chongqing Southwest Eye Hospital. More than 200 scientific delegates attended and 119 abstracts were presented including 34 speech, 28 free paper, 49 posters and 8 case discussions. This year we had the honor of having many international clinical electrophysiology scientists and basic research scientists present such as ISCEV Director of Education Prof Graham Holder from Moorfields Eye Hospital UK, Dr Charlier from Metrovision France, Prof Bai Chuan Jiang from Nova Southeastern University USA, and Prof Xiao Xin Li from People's Hospital of Beijing University China and others.

The audience enjoyed two days meeting and were delighted by many talks such as “The Relationship

between Imaging and Electrophysiology” by Prof G.Holder, “AAV Mediated BDNF Expression Combined with BDNF Protein Rescues Rat Retinal Ganglion Cells and Visual Function after Acute Elevation of Intraocular Pressure” by Prof Shigang He from Institute of Biophysics of Chinese Academy of Sciences. On the first day, delegates sat until 9 pm to finish the ISCEV standards course hold by Prof G.Holder and Prof De Zheng Wu from ZhongShan Ophthalmic Center of Sun Yat-Sen University. There was a warm discussion on the last afternoon of case discussion. After that, 6 delegates were awarded "Excellent Paper" and the first one got a travel grant to attend the ISCEV 2012 symposium in Valencia, Spain. The next Chinese National Academic Congress of Visual Physiology will be held in Chongqing in October 2013 joint with 51st ISCEV annual symposium by the organizer Prof Zheng Qin Yin of Southwest Eye Hospital.



Prof Zheng Qin Yin (left 7), Prof Xiao Lin Liu (left 6) and the board members of Chinese National Academic committee of Visual Physiology



Meeting Hall



Prof Shigang He (left) sang a song in the conference dinner with the local singing star

*Prof. Shuichi Yamamoto, MD, PhD
Vise-president for Asia and Oceania*

Minutes of the 2010 ISCEV Membership Meeting

- 1 **Opening Welcome & Report of the President:** The President opened the meeting, welcomed ISCEV members and reminded them of the tasks of the membership meeting. He then thanked the organiser, Dr Enid Chelva (EC) and her colleague for the splendid hospitality. He thanked Prof Atsushi Mizota, Vice President for Asia and Oceania who will complete his second term on the Board of Directors in 2010.
- 2 **Minutes of the 2009 ISCEV Membership Meeting:**
 - 2.1 The minutes of the 2009 ISCEV Membership Meeting as printed in the ISCEV 2010 Newsletter (NL) were adopted as a true record.
 - 2.2 There were no matters arising from the minutes.
- 3 **Report from the 2010 Symposium Organiser:** EC expressed her warm welcome to ISCEV and reported that the symposium had 177 delegates and 133 scientific presentations including 30 by young presenters. The human and animal teaching courses had 44 and 15 participants respectively.
- 4 **ISCEV Officers' Updates and discussion of the reports printed in the 2010 NL:**
 - 4.1 **Exoneration of the Treasurer's Report.** The report for 2009 was unanimously exonerated by a vote of the members.
 - 4.2 **Matters arising from the reports of the other ISCEV officers in the 2010 NL:**

The editor-in-chief of Documenta Ophthalmologica thanked authors, reviewers, and those citing recent papers for the strong performance of our journal and reminded members that she is seeking more high quality submissions.

Other reports were accepted as printed in the NL without discussion.
- 5 **Highlights of the ISCEV Board of Directors Meeting:**
 - 5.1 **Announcement of William W Dawson Memorial Lecture:** The Board accepted a gracious offer from Judyth Dawson to provide a lasting memorial to our dear colleague and friend. The Board agreed to use the funds to support a named lecture by a prominent scientist at the ISCEV Annual Symposium.
 - 5.2 The format of further ISCEV International Symposia is under review by a working party with Colin Barber as chair. He submitted a report outlining the motivation, scope and plans for a review of the ISCEV international symposia. ISCEV members are encouraged to engage with the requests for input. The working party will report next year.
- 6 **Report of the ISCEV Awards Committee:**
 - 6.1 The committee awarded eight symposium travel grants; all were awarded at the overseas level to recognise the cost of travel to Perth from anywhere outside western Australia.
 - 6.2 **ISCEV grants for Extended Laboratory Visits:** The committee received reports of two sponsored visits in 2009; a third visit has been deferred. The 2010 grants were awarded for visitor Dr P Rani to Prof Fulton in Boston to study neonatal and infant ERGs and to the British Soc. for Clinical Electrophysiology of Vision (BriSCEV) for the multicentre ERG project 'Travelling Eyes'.
 - 6.3 **ISCEV Fees:** The treasurer reported that our reserves are declining faster than planned, primarily because of the US dollar value relative to our main cost, journal publication, which is paid in Euro. Membership fees have not changed for over 10 years due to lower bank charges with online payments and reduced officers' expenses. With a modest increase of 15 USD (~10.5 Euro) in membership fees, income would cover the normal ISCEV costs. The proposal to raise the regular membership fee to US\$150 from 2011 was passed by show of hands (54 for; 4 against).
- 7 **ISCEV Standards:**
 - 7.1 **ISCEV Standard for EOGs (2010 update):** Director of Standards and committee chair, M Marmor, announced that the EOG standard required updating and reformatting but could be revalidated without substantive changes. After brief discussion he proposed that the membership accept the current EOG standard protocol for publication early in 2011, subject to redrafting and a call for feedback from the membership and equipment manufacturers; a further vote would be required if the feedback led to consideration of any substantive change.
 - 7.2 **ISCEV Standard for mfERGs and ISCEV standard for PERGs:** Both of these standards are due for updating in the next two years. Committee chairs D Hood and M Bach have been appointed and will be forming their committees and communicating with the membership on their progress.
 - 7.3 **ISCEV extended protocols:** There was a productive meeting during ARVO in which working parties were formalised to submit proposals for extended protocols. A Standards Session during this Symposium allows the working parties to air their plans and advance the consultation process so that the parties can submit applications for approval.
- 8 **Awards and Elections:**
 - 8.1 Emiko Adachi Award: Prof Geoffrey Arden was selected for the 2011 Award from the nominees by the Adachi Award Committee.
 - 8.2 Vice President for Asia and Oceania: Prof Shuichi Yamamoto was Nominated by M Kondo, seconded by GE Holder and elected unopposed.
 - 8.3 Member-at-Large: Dr Mineo Kondo was re-elected unopposed for his second term

The following were re-elected unopposed for their second term of office:

 - 8.3.1 Documenta Ophthalmologica Editor-in-Chief: Laura Frishman
 - 8.3.2 Director of Education: Graham E Holder
 - 8.3.3 Member-at-Large: Marko Hawlina
- 9 **Future ISCEV International Symposia:** [Note: this item was elevated to an early point in the meeting as presenting members had travel deadlines.]
 - 9.1 XLIX ISCEV Symposium in Lac Beauport, Québec, Canada, 19-23 Sept, 2011. Pierre Lachapelle presented a warm invitation and announced the Keynote speaker, Prof Franco Lepore and the symposium themes, "The dynamic visual system: development, plasticity and disease" and "Methods for analysis of visual signals: Biopotentials and imaging". [Note: After the meeting the Board announced that the first Dawson Memorial Lecture would be presented at the symposium by, Prof Gerald Fishmann.]
 - 9.2 50th ISCEV Symposium, Valencia, Spain, 3-6 June 2012. Prof Günter Niemeyer extended a welcome to Valencia, on behalf of Dr Concha Vilela and the Mediterranean Ophthalmological Foundation.
 - 9.3 Invitations from the Asia and Oceania Region to host the 2013 ISCEV International Symposium were extended by from Chongqing, China (Prof Zheng Qin Yin and her team) and from Singapore (Dr Audrey Chia and her team) to go forward to the postal ballot by all members. [Chongqing was subsequently selected.]
 - 9.4 Invitations are invited for the LII ISCEV International Symposium in the Americas.

Without other business the meeting closed at 15:10.

Recollections of a Symposium: ISCEV 2010



The XVIIIth ISCEV Symposium was held in early November in the historic port city of Fremantle in Western Australia, an area of deep cultural significance to our indigenous people. Our conference venue, the heritage listed Esplanade Hotel, provided an excellent setting for the 177 delegates from 22 countries to enjoy the scientific discourse and strengthening of the ISCEV tradition in a relaxed and congenial atmosphere.

Scientific Program

The quality of the scientific program was outstanding and featured two main themes: “Electrophysiology, Genetics and Imaging in Retinal Disease” and “Stimulus Paradigms in Multifocal Electrophysiology” encompassing 10 oral sessions with 60 presentations and 2 poster sessions with 70 displays. Prof Trevor Lamb presented an inspirational ISCEV Keynote Lecture and past President, Professor Yozo Miyake, was captivating in the prestigious Emiko-Adachi Award Lecture. Invited lectures from Professors John Heckenlively, David Mackey, and Erich Sutter complemented other program highlights including a special session on “Extended Protocols”, a breakfast meeting on “Data Exchange Format” and a stimulating “Clinical Cases” session.

Two courses, “Clinical Electrophysiology of Vision (Human)” and “Animal Electrophysiology and Imaging” preceded the main program. An excellent trade exhibition contributed significantly to the success of the proceedings, and we would like to thank our sponsors for their enthusiastic support.

Eberhard-Dodt Award

There were 30 candidates for this prestigious award, the winner being Dr George Kong from Melbourne, Australia.

Social Program

We were delighted to be able to offer our delegates and accompanying persons a full social program for each day of the conference, commencing with a poolside Welcome Reception which was enjoyed by all. We concluded the Adachi Award lecture with a Musical Interlude



followed by a networking soiree. A picturesque cruise along the beautiful Swan River brought our guests to Royal Perth Yacht Club for the Symposium Banquet.



The traditional half-day excursion took us to the beautiful wine growing region of the Swan Valley, where our guests had an opportunity to feed and get to know some of our unique and diverse fauna at an Australian Wildlife Park.

A tour of a famous local winery with sumptuous aperitifs and wine tasting followed. We finished off the day at the oldest winery in the region, where our guests were enthralled at the sheep dog and shearing demonstrations.



The large open riverside parkland offered a perfect venue for the Olympics which tested physical aptitude and ingenuity in a mix of Australian sports and knowledge quests. In the absence of the creative adjudicating genius of some of our forefathers, Australia, rightly, won the games. We finished off the evening with bush dancing and an Aussie barbeque.



The ever increasing band of ISCYCLISTS toured the Perth Hills, rode around the river through Kings Park and along the sunset coast over three days prior to the conference.

On behalf of the organising committee, I would like to thank the ISCEV community for entrusting us with the honour of hosting this symposium and for the tirade of congratulatory messages expressing how much the meeting was enjoyed. We hope it was as memorable for you as it was for us.



Enid Chelva and The Visual Electrophysiology Team of Sir Charles Gairdner Hospital

Emiko Adachi Award



At the 48th ISCEV meeting held in Perth, Australia in 2010, the prestigious Adachi Award was presented to Professor Yozo Miyake of Nagoya, Japan. Prof. Miyake definitely met the criteria set by ISCEV for the recipient of the Adachi award; someone who had provided outstanding service to ISCEV over a long period and has made significant scientific contributions to clinical electrophysiology of vision. I am writing this to provide more information about Prof. Miyake for those who do not know him well and especially for younger Ophthalmologists.

Prof. Miyake was born in the City of Nagoya in 1942 and was the second son of the Miyake family. He came from a long line of Ophthalmologists, and more than half of the extended Miyake family are Ophthalmologists. He graduated from Nagoya University School of Medicine, and received his Ophthalmology training in the Department of Ophthalmology of Nagoya University School of Medicine. After becoming an Ophthalmologist, Prof. Miyake's first research project involved recording electrical potentials from single horizontal cells, S-potentials, of the carp retina. Under the instruction of Professor Mitarai, who was the first researcher to record S-potentials, Prof. Miyake was involved in recording electrical responses from different types of single horizontal cells elicited by light stimulation.

In 1976, Professor Miyake traveled to Harvard University to study clinical electrophysiology under Professor T. Hirose. After three years, Professor Miyake returned to Nagoya University, where he set-up his own electrophysiology laboratory. He continued his studies on the physiology of the retina by recording electroretinograms (ERGs) from patients with various kinds of retinal and optic nerve diseases.

Prof. Miyake was appointed Professor of Ophthalmology of the Nagoya University in 1997 and remained Professor until 2005. Professor Miyake then served as Director of the National Institute of Sensory Organs, Tokyo, Japan, and in 2010 he began serving as President of Aichi Medical University. Having an Ophthalmologist serving as president of a medical university is extremely rare in Japan and is evidence of Prof. Miyake's outstanding achievements.

Professor Miyake has been a member of the ISCEV since 1983, and has been a Board Member since 1988. He served as President of the ISCEV from 2000 to 2004. Professor Miyake has twice been an invited lecturer at the annual ISCEV meeting, and in 2003 he helped organize the Annual Meeting of the ISCEV at the Nagoya Noh Theater. I am sure all who attended will not forget that meeting.

Prof. Miyake has made a number of contributions to the electrophysiology of vision, but three in particular stand out. The first was the development and clinical use of an instrument that was able to elicit and record focal macular ERGs with direct fundus observation with an infrared camera. Professor Miyake was the first to record a-waves, b-waves, and oscillatory potentials from the macular region. Professor Miyake used this instrument to record focal macular ERGs from various retinal diseases in about 4,000 patients. The results of these studies have been published in a number of scientific journals.

The second of Professor Miyake's outstanding achievements was his discovery of an unknown condition, later named occult macular dystrophy (OMD). OMD is an inherited macular dystrophy in which the fundus is Ophthalmoscopic normal and the fluorescein angiographic findings are normal. OMD could not be diagnosed without the findings of the focal macular ERGs. Professor Miyake first reported the existence of this condition in 1989, and in 1996 the condition was designated OMD. Recently, this disease has been named "Miyake Disease". Moreover, in his Adachi Award lecture Professor Miyake announced that he and his colleagues had identified the mutations in the RP1L1 gene responsible for OMD.

No other figure in the history of Ophthalmology has accomplished the dual feat of discovering a condition and identifying the gene that causes it.

The third of Prof. Miyake's achievements was to classify congenital stationary night blindness (CSNB) into 2 types: the complete type; and incomplete type of CSNB. Professor Miyake used detailed ERG analyses,

and he classified the condition into complete CSNB, in which rod function is completely abolished, and incomplete CSNB, in which some rod function remains. When Professor Miyake first announced this classification in 1986, his theory was met with a great deal of opposition. However, the results of recent genetic studies have shown that complete and incomplete CSNB have different genetic basis, finally proving that Professor Miyake's theory was correct.

Professor Miyake is a true renaissance man; a compassionate clinician, an innovative scientist, a patient teacher, and a warm and kind friend to all. Patients from all over Japan travel to Nagoya to be examined by Professor Miyake. They all praise Professor Miyake with his professional manner.

I have already written about Prof. Miyake's outstanding research achievements. As a teacher, a number of outstanding researchers have come to work with Professor Miyake, and his tutelage has produced 9 Professors (Chairmen) of Ophthalmology in Japan. Prof Miyake continues to be extremely active in his current position as President of Aichi Medical University.


And finally on Professor Miyake our friend, because of his humble and kind demeanor, all who have met and interacted with him call him their friend.

We wish Professor Miyake continued success in his future endeavors.

Mineo Kondo, MD, PhD

In Memoriam:

Since our 2010 newsletter, ISCEV has lost a distinguished and active member.



Harold E Henkes (1918-2010) **honorary ISCEV member**

Prof Harold E Henkes was an outstanding leader in ophthalmology and pioneer in clinical electrophysiology of vision. He was founding member and the first Secretary-General of ISCERG (precursor of ISCEV 1958-77), and our president (1973-1983). Prof Henke's obituary is published in Documenta Ophthalmologica (2011) 123(1), the journal which he served as Editor-in-Chief (1970-1986).

Eberhard Dodt Memorial Award

Message delivered at the symposium from Elke Dodt presented by Michael Bach

Dear Prizewinner,

Ladies and Gentlemen,

Dear friends,

Greetings from Germany to all ISCEV members coming together in Perth on the occasion of this year's Symposium. It is here in Australia that for the 15th time the Eberhard-Dodt-Prize is being presented to a young scientist working in the field of clinical electrophysiology of vision.

I am, unfortunately, unable to personally present the award, although I would very much have liked to. Your Society's President, Prof. Bach, has kindly offered to act on my behalf. I am with you in my thoughts, these days,

and especially with the young scientists who have submitted the results of their research to the jury.

When Bertrand Russell says: "Scientists attempt to make impossible things possible", this applies also to the young researchers working in the field of electrophysiology of vision, in order to conquer diseases and to help suffering patients. In this sense, I extend my special congratulations and good wishes to the prizewinner whose contribution has been deemed most prize-worthy by the jury. May the Eberhard-Dodt Prize constitute an encouragement for further successful research!

Elke Dodt



This year's winner of the Eberhard Dodt Memorial Award, Dr George Kong.

Congratulations to the prizewinner Dr. George Kong, BMedSci MBBS. His award winning presentation was entitled "Mitochondrial impairment increases neural vulnerability to stress". George presented an entertaining and authoritative body of work from his PhD studies investigating effects of mitochondrial dysfunction on retinal physiology and morphology. Working in the Centre for Eye

undergoing IOP challenge. He used mice with two kinds of mitochondrial genetic impairment, and compared these with wild-type mice. An added innovation was to consider these responses over the lifespan of mice to 24 month age points based on the theory that mitochondrial damage will accumulate with age. George presented strong evidence that the retinal ganglion cell component of the ERG was preferentially affected on IOP challenge, and that aging and mitochondrial impairment added to the observed impairment. Collectively his work adds significantly to our understanding of the sensitivity of ganglion cells to mitochondrial impairment, and is being vigorously pursued in his supervisors' laboratories with ongoing work. George completed his PhD late in 2010 and has been admitted to the Ophthalmology training program at the Royal Victorian Eye and Ear Hospital.

Jonathan Crowston and Algis Vingrys

Research Australia, George enjoyed the multi-disciplinary supervision of Professor Jonathan Crowston (glaucoma expertise), A/Prof Ian Trounce (mitochondrial expertise) and Prof Algis Vingrys and Dr Bang Bui of the Department of Optometry and Vision Sciences (retinal electrophysiology expertise). The breadth of his work reflected these inputs, where George managed to execute a complex series of experiments investigating ganglion-cell responses in mice



PLAZA DE LA VIRGEN \ VISTA NOCTURNA 1

Proposed dates: Sunday 3th to Thursday 7th, June 2012


We would be delighted to have the opportunity to invite you to Valencia, a city that looks to the future persevering remnants of its glorious past, is situated in the centre of the Spanish Mediterranean coastline. It overlooks the spacious Gulf of Valencia.

The Symposium is timed on Spring, (21°C. average temperature), will be perfect to enjoy the best of our ancient monuments in the old city interspersed with some of the most spectacular and imaginative ninth and tenth century architecture.

ISCEV 2012: The symposium will be held at the Mediterranean Ophthalmological foundation <http://www.fom.es>, ideally located, It is close to the international airport at Manises and has excellent links into the city centre by metro and bus.

Accommodation: More than 17,000 hotel rooms, dozens of leading and unique spaces, continuously increasing flight connections and an internationally renowned name. Valencia has established itself as one of the best cities to host congresses.

Access: Valencia is very well connected by air not only to Europe but to the rest of the world. It is easily accessible from major Spanish and European cities. Main routes: A-3 Motorway (Madrid-Valencia) and the Mediterranean Motorway AP-7 (connects with Barcelona and the European network of motorways).




L'HEMISFÈRIC - MUSEU 1

Hospitality and Social programme:

The programme of activities and outings will help you to discover Spanish culture. We would like to share with you our 2000 years of history, including our Medieval towers, Gothic cathedrals, renaissance palaces, programme of activities and outings will help you to discover Spanish culture.

We will also invite you to discover the delights of the rich flavours of the Mediterranean Gastronomy, and the most important green areas of the city including the Turia Gardens that cross the city, the Glorieta, with the centenary ficus, and the Botanical garden whose origin dates back to the XVI century. Finally we will visit the Roman theatre of Sagunto that dates from the first century and was built within a dip in the land.



More Information: <http://www.turisvalencia.es>
<http://www.aboutvalencia.com/>
<http://www.valenciavalencia.com/>

Invitation: Dr. Concha Vilela and the Mediterranean Ophthalmological foundation

E-mail: vilela_con@gva.es



51st ISCEV International Symposium: Chongqing, China in 2013



On behalf of the Southwest Eye Hospital, Southwest Hospital, Third Military Medical University, and the Visual Physiology committee of the Chinese Ophthalmological Society, Professor Zheng Qin Yin warmly invites all ISCEV members to the 51st Annual ISCEV International Symposium in China's largest city, Chongqing!

Why Chongqing?

- Chongqing is China's largest and youngest municipality and was once the capital of China. With a population of more than 32 million, the area has a large variety of eye diseases. There is a growing awareness of the importance of visual electrophysiological assessments and local clinicians and visual scientists are very enthusiastic to learn more about clinical electrophysiological of vision.
- The region has more than 3000 years of culture. Tourist attractions include many Natural and Cultural Heritage sites listed by the United Nations, such as the 9th century Dazu Rock Carvings, Three Gorges in Yangtze River, ancient village of Ci Qi Kou (Porcelain Village), and Wulong Karst landform, where the Oscar-winning movie "Crouching Tiger, Hidden Dragon" was filmed.
- The cuisine is one of the four culinary arts of China, with the world famous hot pot.
- A world-class convention center with state-of-the-art facilities, which has successfully hosted regional and international conferences with up to 6000 delegates.

- Despite the world-class standard, the cost of hosting conferences in Chongqing is only half of that in Beijing, Shanghai or other major Asian cities.
- A wide range of budget 3-star to luxurious 5-star hotels including international brands such as Hilton, Marriott, Hyatt and Sheraton near the convention center to suit the members' requirements.
- Magnificent night views of Yangtze River, the Jialing River, beautiful bridges, river cruises and city views.
- Convenient access to Chongqing Jiangbei International Airport: international flights directly from Singapore, Tokyo, Nagoya, Bangkok and Seoul, multiple daily flights from all major cities of China and only 2 hours from Beijing, Shanghai and Hong Kong.

Dates: 13 to 17 October, 2013 – 20°C temperature and colorful views.



ISCEV Newsletter Supplement



Treasurer's Report

Dear ISCEV members

The accompanying spreadsheet displays the financial data for 2004-2010 and an estimate for 2011. The figures are given in EURO, as all funds except for the US Dollar account are held in EURO. The accounting and tax records must be reported in EURO as well.

The loss in 2010 is mostly due to the increased pre- and post-financing of ISCEV Symposia and travel grants. This loss is reduced because some of the ISCEV small grants for lab visits awarded in 2010 have been paid in 2011. In addition, no payment was made to the Secretary generals account in 2010. Expenditure from the SG account was lower than average as the Australian Symposium organizers saved money by holding their programme committee meetings electronically. However, the balance of the SG account has reduced and will be restored in future years.

The income and expenditure for 2011 has been calculated cautiously. In 2011, due to a change of payments for editorial services, the publisher's payment is markedly

increased as payments for more than one year are received in 2011. Due to the generous contribution of Judyth Dawson, the William Dawson Memorial lecture has been financed for each annual Symposium from 2011 reducing the burden for Symposium organizers. The membership is stable over the years (last line) as usual I expect about 60 members to pay late in this year.

I apologize that I will not be able to attend the upcoming ISCEV symposium, because the care for my parents does not allow me to travel abroad. The same reason has delayed the presentation of the accounting to the auditors, which will be corrected in the subsequent weeks.

Please do not hesitate to contact me for any questions regarding the treasurer's report. I wish you all a successful meeting.

Prof Ulrich Kellner
ISCEV Treasurer

Treasurers Report

(Euro)	2004 closed	2005 closed	2006 closed	2007 closed	2008 closed	2009 closed	2010 closed	2011 estimated
Income								
Membership dues	29.227,95	27.138,00	33.943,97	28.090,23	23.855,55	23.521,15	25.518,88	22.500,00
Symposium income through treasurers office	0,00	28.638,16	5.440,89	0,00	0,00	0,00	0,00	0,00
Bank account interests	1.493,39	1.102,97	2.172,38	3.252,53	2.887,38	1.785,54	1.536,14	1.000,00
Publisher editorial payment	8.264,17	3.975,00	6.846,85	10.829,44	5.775,25	6.738,15	6.158,80	25.041,46
Symposium return (income & returned pre-financing)	0,00	19.128,63	22.343,00	0,00	0,00	1.919,79	0,00	0,00
Dawson Lecture	0,00	0,00	0,00	0,00	0,00	0,00	0,00	3.600,00
Other income	0,00	500,00	0,00	0,00	0,00	0,00	0,00	0,00
Total Income	38.985,51	80.482,76	70.747,09	42.172,20	32.518,18	33.964,63	33.213,82	52.141,46
Expenditure								
Treasurers office	255,27	540,62	735,49	1.039,31	0,00	0,00	30,00	100,00
Check handling fees, bank charges	1.468,13	532,17	413,83	221,99	119,35	132,60	313,15	300,00
Credit card handling fees	1.347,27	2.558,88	1.992,41	1.540,32	1.404,16	1.190,20	1.443,39	1.800,00
Internet services	1.135,26	162,58	569,55	213,54	569,96	212,96	212,96	300,00
Lawyer	3.297,32	131,10	139,20	0,00	0,00	0,00	0,00	200,00
Accounting	0,00	1.044,00	696,00	714,00	357,00	0,00	850,00	400,00
Secretary general office	4.697,91	4.227,60	14.828,00	2.587,20	9.295,54	4.203,40	0,00	4.500,00
Editors office	4.098,00	1.062,50	0,00	0,00	0,00	0,00	0,00	500,00
ISCEV Subscriptions DOOP	27.825,00	31.561,50	26.999,50	26.250,00	26.250,00	26.250,00	26.248,71	28.569,00
Symposium financing	44.095,50	46.302,48	12.776,57	7.363,23	1.980,26	9.087,03	19.087,71	7.000,00
Travel grants	2.904,85	2.457,20	2.893,12	3.499,28	4.870,38	6.990,00	8.000,00	7.800,00
Dawson lecture	0,00	0,00	0,00	0,00	0,00	0,00	0,00	3.600,00
Lab visits	0,00	0,00	0,00	0,00	1.463,19	6.343,81	0,00	7.000,00
Total Expenditure	90.869,24	90.040,01	61.308,18	42.389,56	46.309,84	54.410,00	56.155,92	61.969,00
Balance								
Total Income - Total Expenditure	-51.883,73	-9.557,25	9.438,91	-217,36	-13.791,66	-20.445,37	-22.942,10	-9.827,54
Assets (as of 31.12.200x)								
USD Account	906,73	12.591,99	12.888,32	6.266,13	3.958,97	837,38	492,95	500,00
EURO Account	6.402,89	12.765,81	22.492,33	35.278,37	28.940,95	9.544,35	6.784,39	4.000,00
Deposit	136.394,27	108.624,58	107.122,08	99.701,48	101.425,24	101.385,41	84.771,43	78.000,00
Total Assets	143.703,89	133.982,38	142.502,73	141.245,98	134.325,16	111.767,14	92.048,77	82.500,00
Members (paid, honorary & emeritus)	276	264	283	290	272	275	280	200